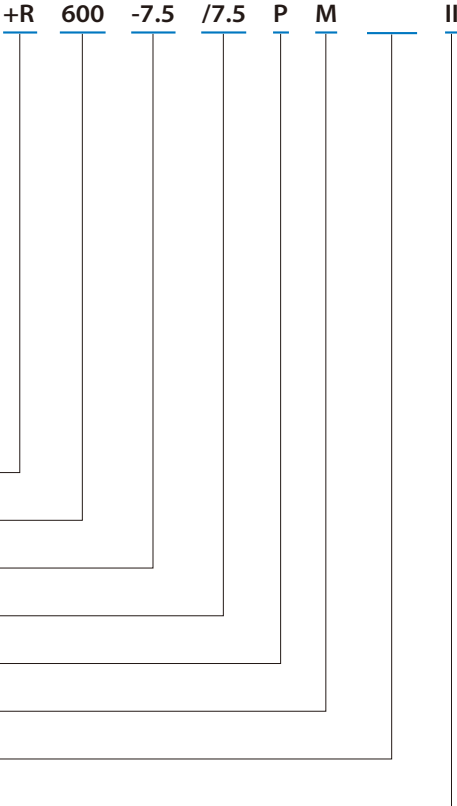
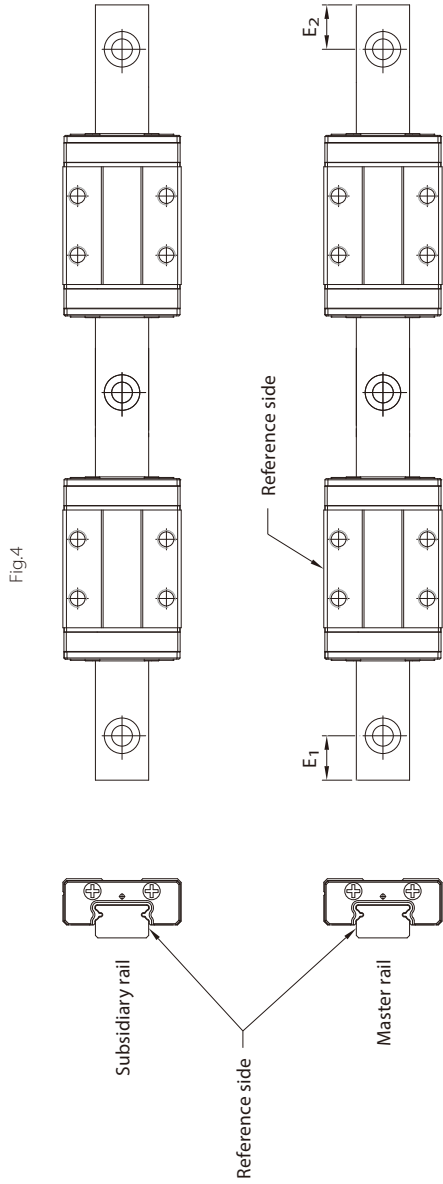


## Description of Specification

### Non-interchangeable Type

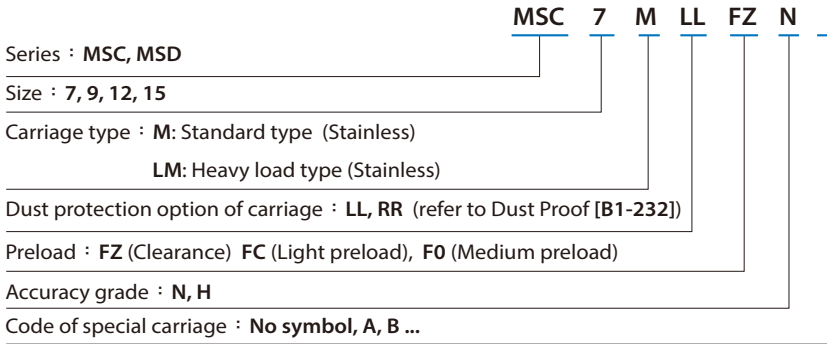
	MSC	7	M	2	LL	F0	
Series : <b>MSC, MSD</b>	MSC						
Size : <b>7, 9, 12, 15</b>		7					
Carriage type : <b>M</b> : Standard type (Stainless) <b>LM</b> : Heavy load type (Stainless)			M				
Number of carriages per rail : <b>1, 2, 3 ...</b>				2			
Dust protection option of carriage : <b>LL, RR</b> (refer to Dust Proof [B1-232])					LL		
Preload : <b>FZ</b> (Clearance), <b>FC</b> (Light preload), <b>F0</b> (Medium preload)						F0	
Code of special carriage : <b>No symbol, A, B, ...</b>							
Rail type : <b>R</b> (Counter bore type)							
Rail length (mm)							
Rail hole pitch from start side ( <b>E1</b> , see Fig.4)							
Rail hole pitch to the end side ( <b>E2</b> , see Fig.4)							
Accuracy grade : <b>N, H, P</b>							
Stainless steel							
Code of special rail : <b>No symbol, A, B ...</b>							
Number of rails per axis : <b>No symbol, II, III, IV ...</b>							





## Interchangeable Type

### Code of Carriage



### Code of Rail

