


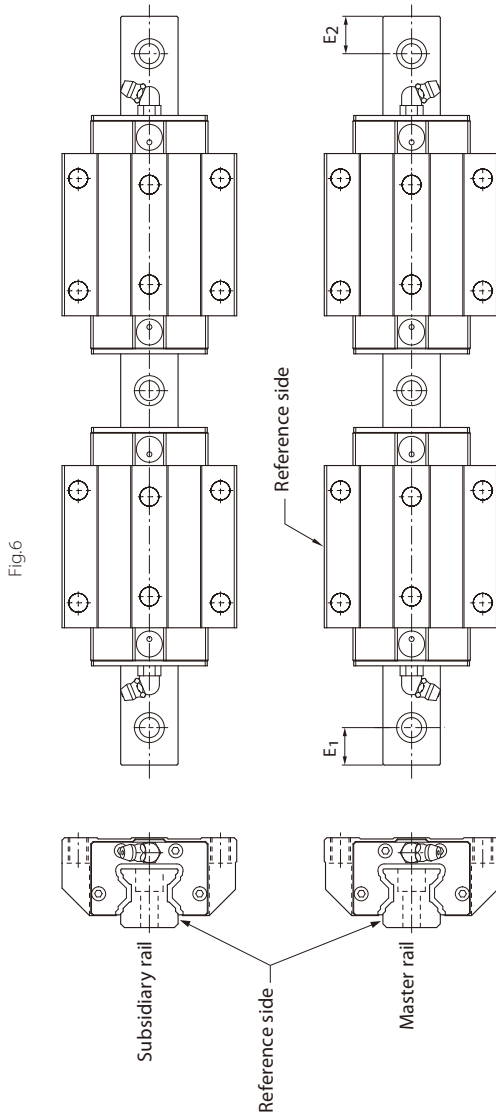
Description of Specification

Non-interchangeable Type

	SMR	25	E	2	SS	F0
Series : SMR						
Size : 25, 30, 35, 45, 55, 65						
Carriage type : Heavy load						
E : Flange type, mounting either from top or bottom						
S : Square type						
Ultra heavy load						
LE : Flange type, mounting either from top or bottom						
LS : Square type						
Number of carriages per rail : 1, 2, 3 ...						
Dust protection option of carriage :						
No symbol, UU, SS, ZZ, DD, KK (refer to Dust Proof [B1-232])						
Preload : F0 (Medium preload), F1 (Heavy preload), F2 (Ultra Heavy Preload)						
Code of special carriage : No symbol, A, B, ...						
Rail type : R (Counter-bore type), T (Tapped hole type)						
Rail length (mm)						
Rail hole pitch from start side (E1 , see Fig.6)						
Rail hole pitch to the end side (E2 , see Fig.6)						
Accuracy grade : H, P, SP, UP						
Code of special rail : No symbol, A, B ...						
Dust protection option of rail : No symbol, /CC, /CB, /MC, /MD ... (refer to Code of Contaminaiton for Rail [B1-233])						
Number of rails per axis : No symbol, II, III, IV ...						

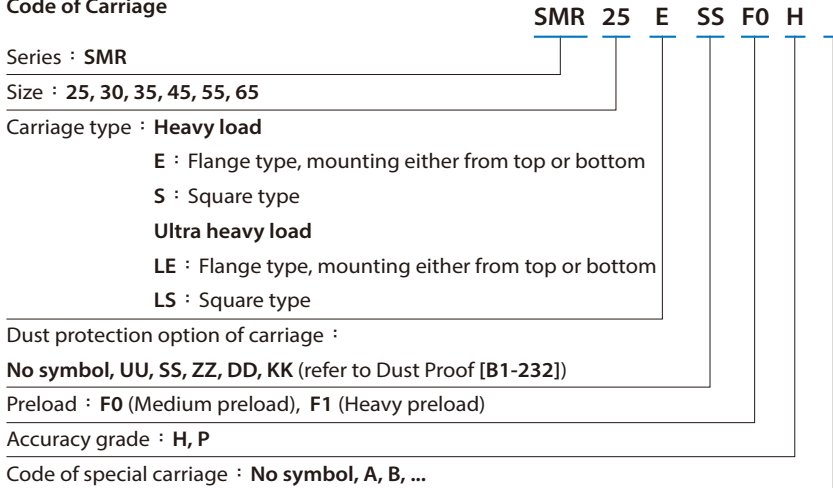
+R 1200 -20 /20 P II





Interchangeable Type

Code of Carriage



Code of Rail

