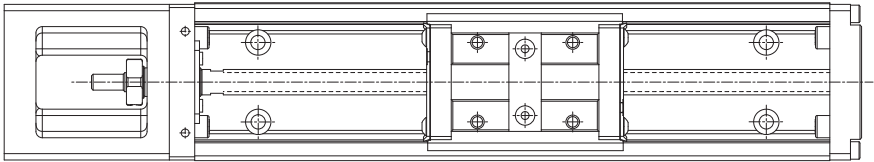


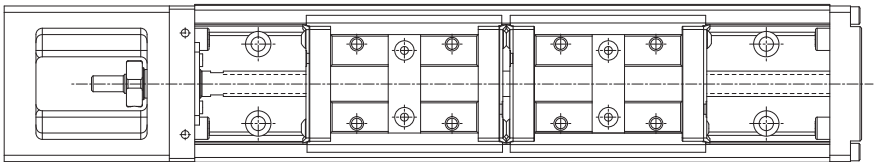
control the variation by load at the minimum. It can provide the smooth feed with high accuracy.

Carriage-Nut Type

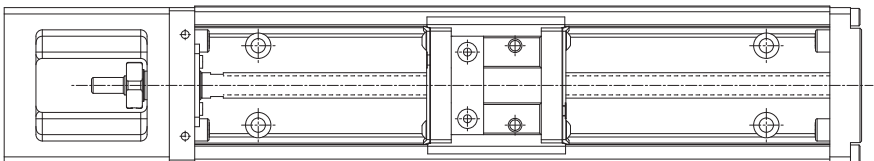
A Type : A single carriage-nut with standard length



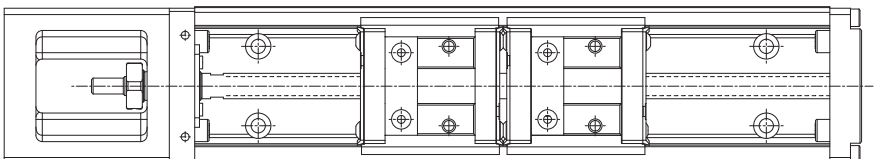
B Type : Two carriage-nuts with standard length



C Type* : A single carriage-nut with short length



D Type* : Two carriage-nuts with short length



Note* : C and D type are only optional for KM30, KM33, KM45 and KM46 model.