


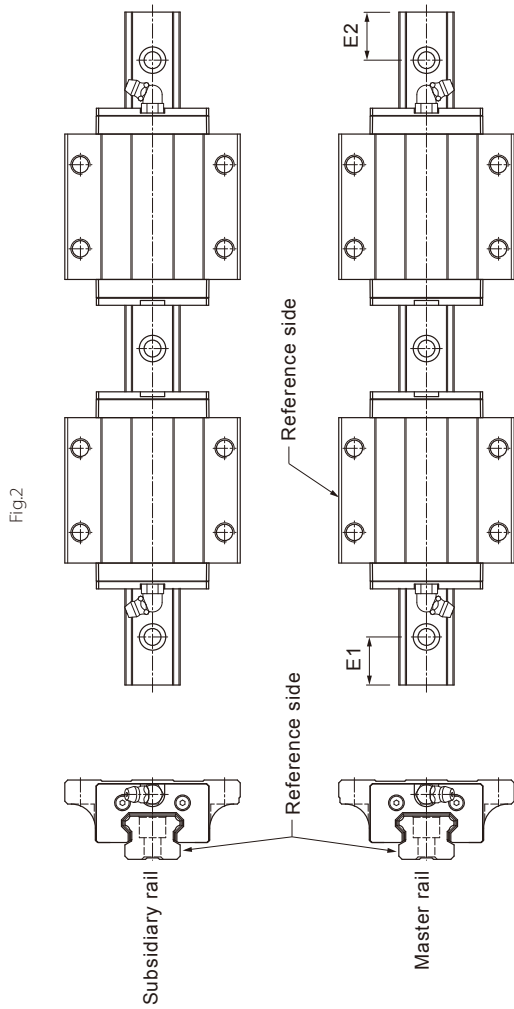
Description of Specification

Non-Interchangeable Type

	MSB	25	E	2	SS	F0	
Series : MSB							
Size : 15, 20, 25, 30, 35							
Carriage type : Medium load							
TE : Flange type, mounting either from top or bottom							
TS : Square type							
Heavy load							
E : Flange type, mounting either from top or bottom							
S : Square type							
Ultra heavy load							
LE : Flange type, mounting either from top or bottom							
LS : Square type							
Number of carriages per rail : 1, 2, 3 ...							
Dust protection option of carriage :							
No symbol, UU, SS, ZZ, DD, KK, LL, RR, HD (refer to Dust Proof [B1-232])							
Preload : FC (Light preload) , F0 (Medium preload) , F1 (Heavy preload)							
Code of special carriage : No symbol, A, B, ...							
Rail type : R, U* (Counter-bore type), T (Tapped hole type)							
Rail length (mm)							
Rail hole pitch from start side (E1 , see Fig.2)							
Rail hole pitch to the end side (E2 , see Fig.2)							
Accuracy grade : N, H, P, SP, UP							
Code of special rail : No symbol, A, B ...							
Dust protection option of rail : No symbol, /CC, /MC, /MD (refer to Code of Contamination for Rail [B1-233])							
Number of rails per axis : No symbol, II, III, IV ...							

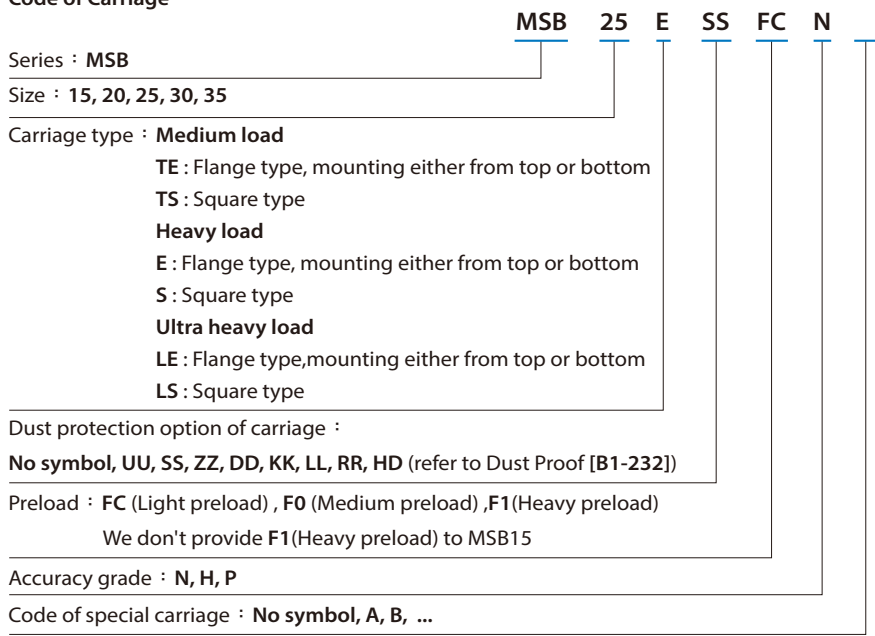
Note* : U type rail is only applicable for MSB15 with M4 mounting hole.



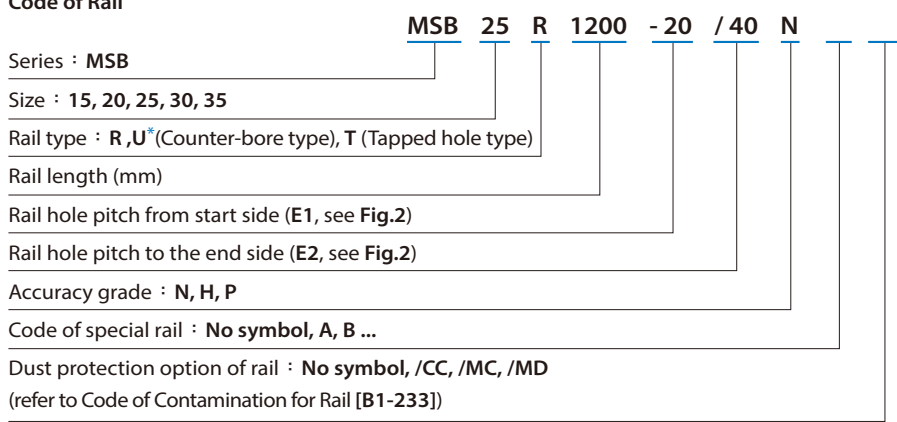


Interchangeable Type

Code of Carriage



Code of Rail



Note*: U type rail is only applicable for MSB15 with M4 mounting hole.